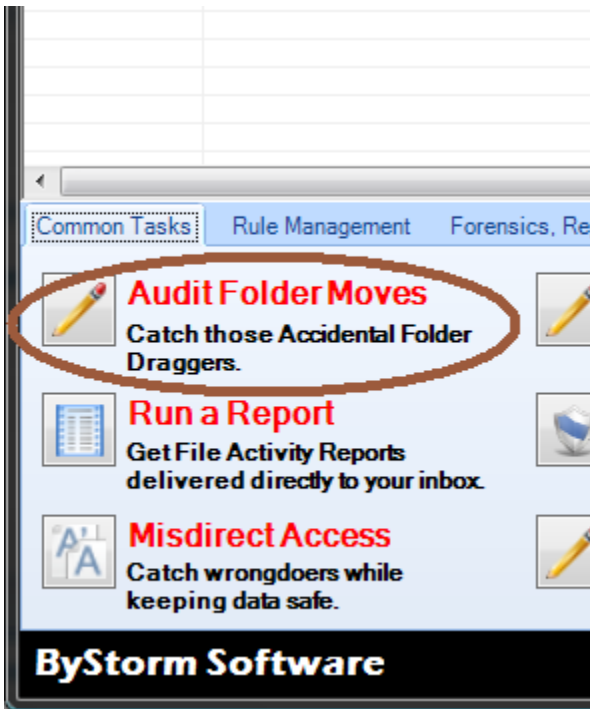
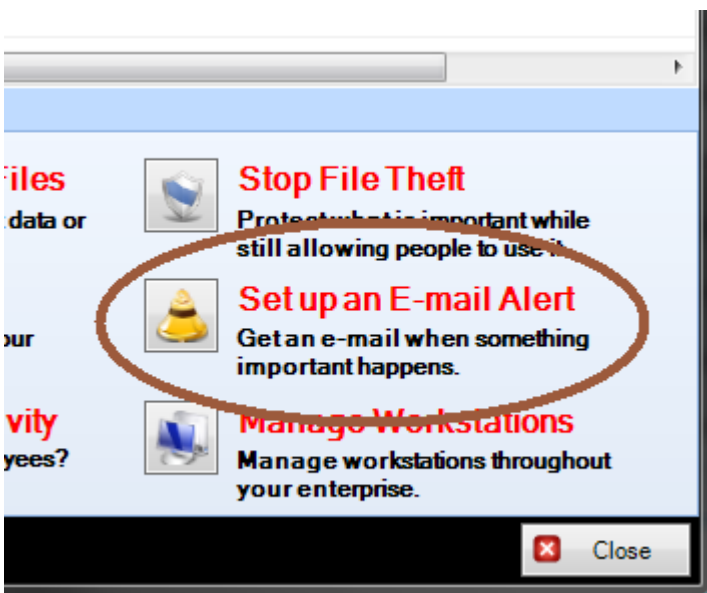


It can be very useful to be notified when a folder has been moved. Whether you are keeping an eye out for removal of sensitive data, or just helping users keep track of their files—the faster you know, the better. Here’s how to do it:

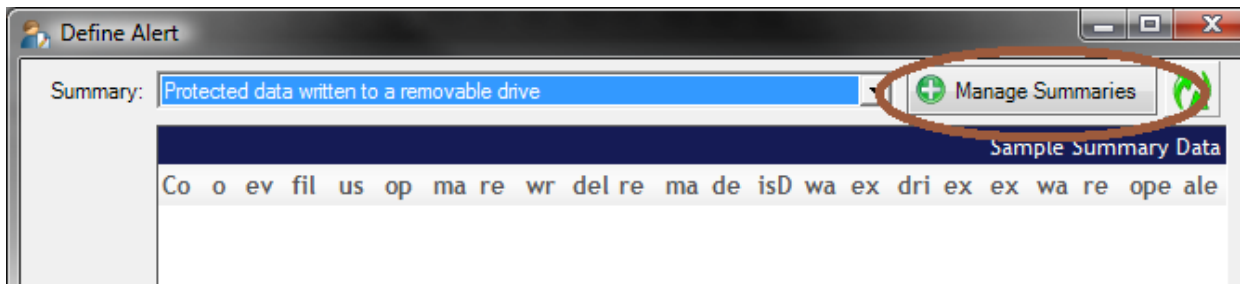
Step 1: Run the ‘Audit Folder Moves’ common task. You’ll find it on the main screen of FileSure.



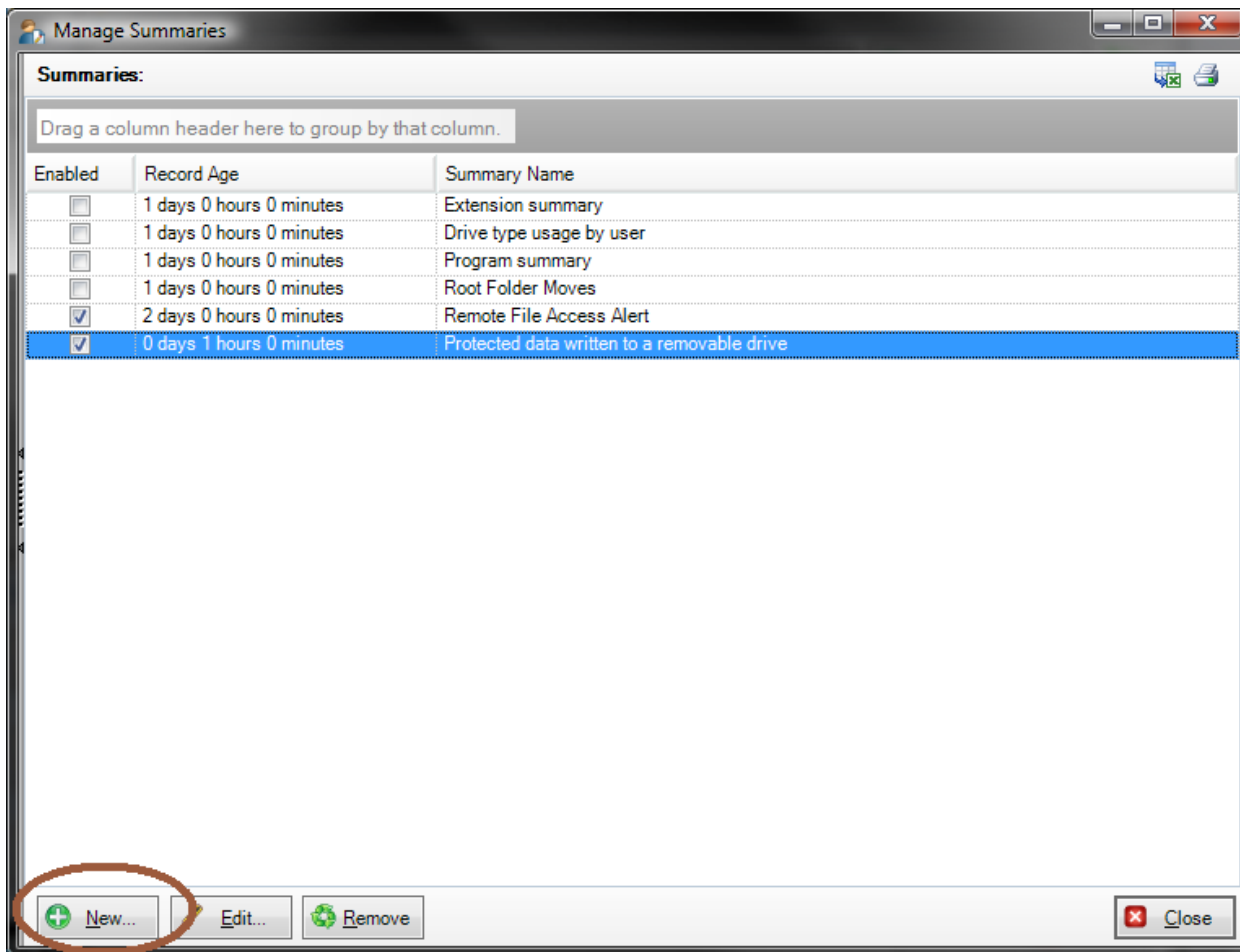
Step 2. Run the ‘Set up an E-mail Alert’ common task.



This will take you to the ‘Define Alert’ screen. FileSure alerts are based on summaries that each computer running FileSure publishes. This allows a single FileSure server to monitor many computers without a performance impact. So we have to define a Summary. Click the ‘Manage Summaries’ button.

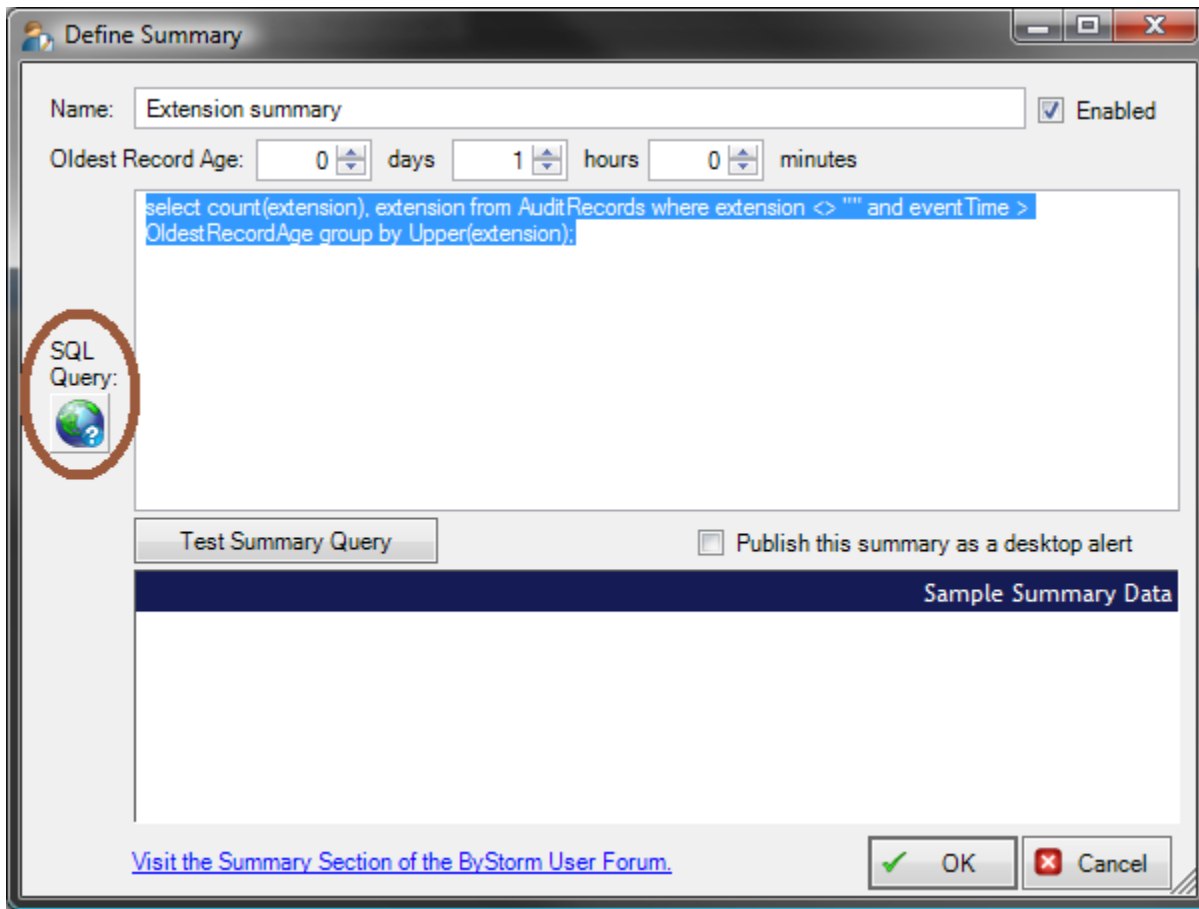


This will bring up the “Manage Summaries” screen where you can define what summaries should be published by FileSure. Click the ‘New’ button at the bottom:

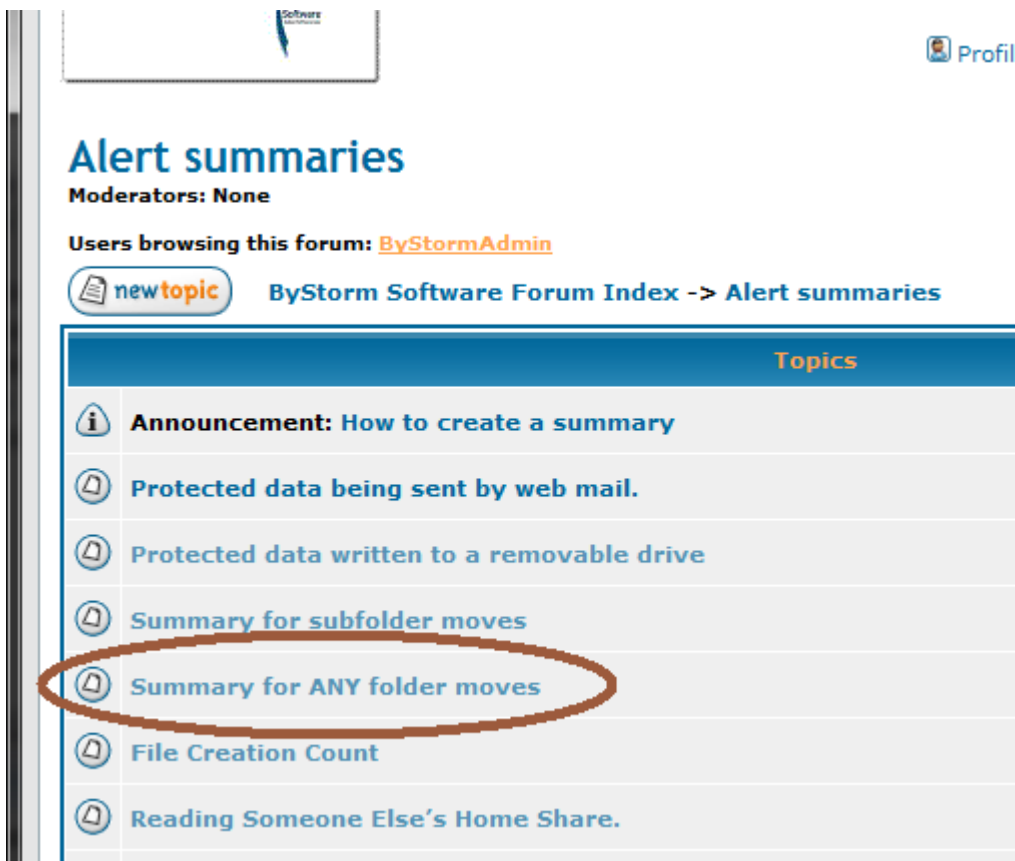


This will bring up the “Define Summary” screen, which is probably the most geeky screen in the entire product. We wanted to provide maximum flexibility in the alerting engine so we decided to use SQL as our alerting language. We try to make it easier for you by providing a library of common summaries on the web. If you don’t see what you need, let us know and we’ll write one for you.

We’ve have a written 3 summaries for moved folders and you can see them by clicking on the little ‘World’ button.



This will take you to the Alerts section of the ByStorm Forum. We want the 'Summary for ANY folder moves'.




Selecting this item will take you to the definition of the summary. Select the SQL text and hit Ctrl-C to copy it to the clipboard.

## Summary for ANY folder moves

[new topic](#) [postreply](#) [ByStorm Software Forum Index -> Alert summaries](#)

[View previous topic :: View next topic](#)

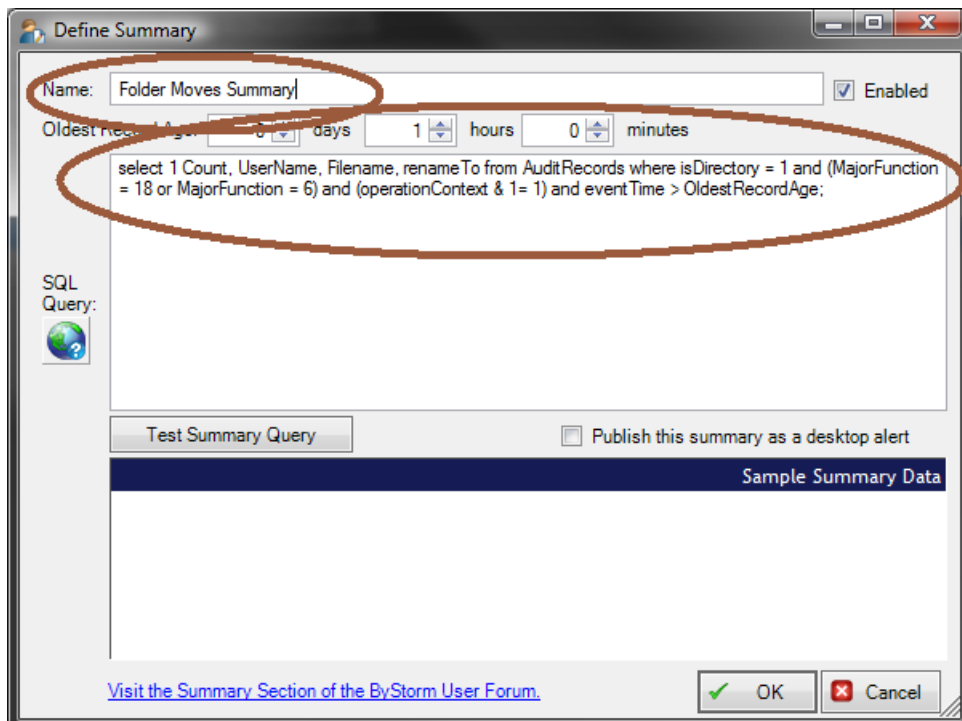
Author	Message
<b>ByStormAdmin</b> Site Admin  Joined: 10 Aug 2004 Posts: 40	<p>Posted: 18 Dec 2008 02:33 pm Post subject: Summary for ANY folder moves <a href="#">quote</a> <a href="#">edit</a> <a href="#">IP</a></p> <p>This summary is useful for getting alerts based on any folder moves.</p> <p>The SQL makes use of the column <code>OperationalContext</code>, this column is a catch-all field that FileSure uses to store additional information about the operation...in this case, <code>OperationalContext</code> is used to determine a rename vs a move.</p> <pre>select 1 Count, UserName, Filename, renameTo from AuditRecords where isDirectory = 1 and (MajorFunction = 18 or MajorFunction = 6) and (operationContext &amp; 1= 1) and eventTime &gt; OldestRecordAge;</pre> <p>Last edited by ByStormAdmin on 14 Apr 2009 09:01 am; edited 1 time in total</p> <p><a href="#">Back to top</a> <a href="#">profile</a> <a href="#">pm</a> <a href="#">view all</a></p>

Display posts from previous:

[new topic](#) [postreply](#) [ByStorm Software Forum Index -> Alert summaries](#) All times are GMT - 6 Hours

Page 1 of 1  
[Stop watching this topic](#)

Now that the Summary SQL definition has been copied to the clipboard we switch back to FileSure and paste it in the large area near the top . . . I also changed the name to 'Folder Moves Summary.'



Define Summary

Name:   Enabled

Oldest Record Age:  days  hours  minutes

SQL Query:  

```
select 1 Count, UserName, Filename, renameTo from AuditRecords where isDirectory = 1 and (MajorFunction = 18 or MajorFunction = 6) and (operationContext & 1= 1) and eventTime > OldestRecordAge;
```

Publish this summary as a desktop alert

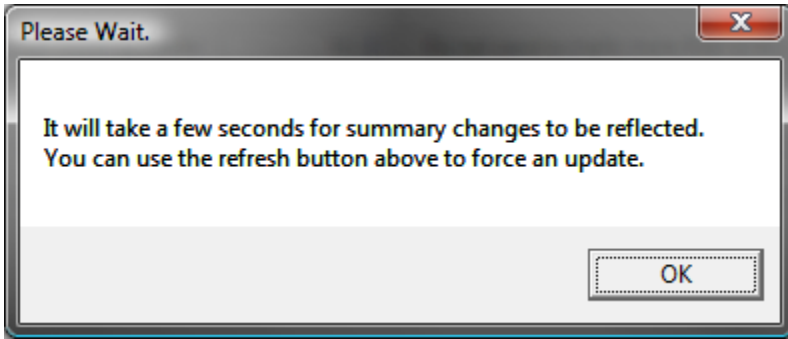
Sample Summary Data

[Visit the Summary Section of the ByStorm User Forum.](#)

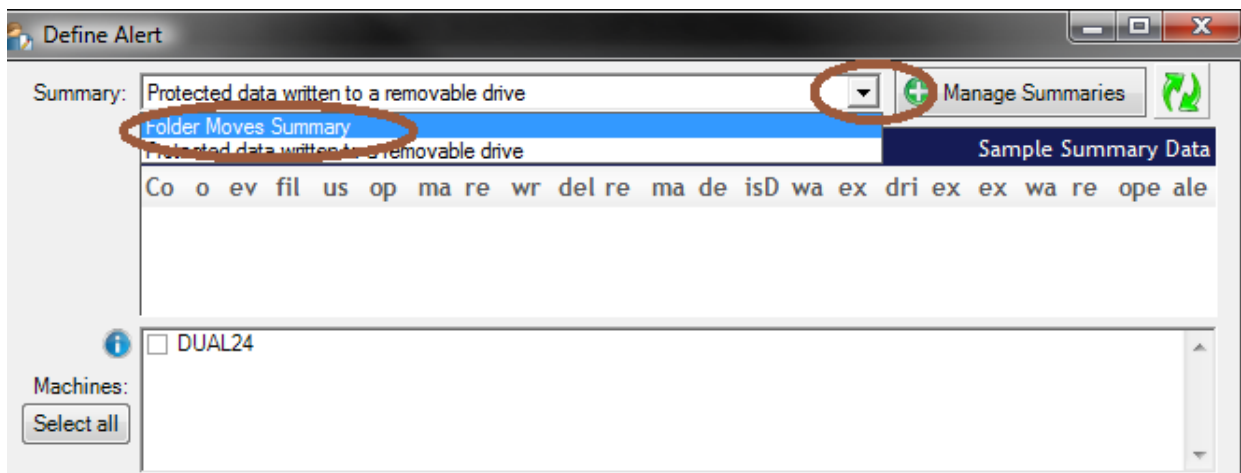
We're going to leave the 'Oldest Record Age' at 1 hour since we don't want to get alerted on folders moved yesterday or last month, just tell me about folder moves that have occurred in the last hour.

Click 'OK' to close the 'Define Summary' screen.

Click 'Close' to close the 'Manage Summary' screen. When you close the 'Manage Summary' screen, the following message box will show up:



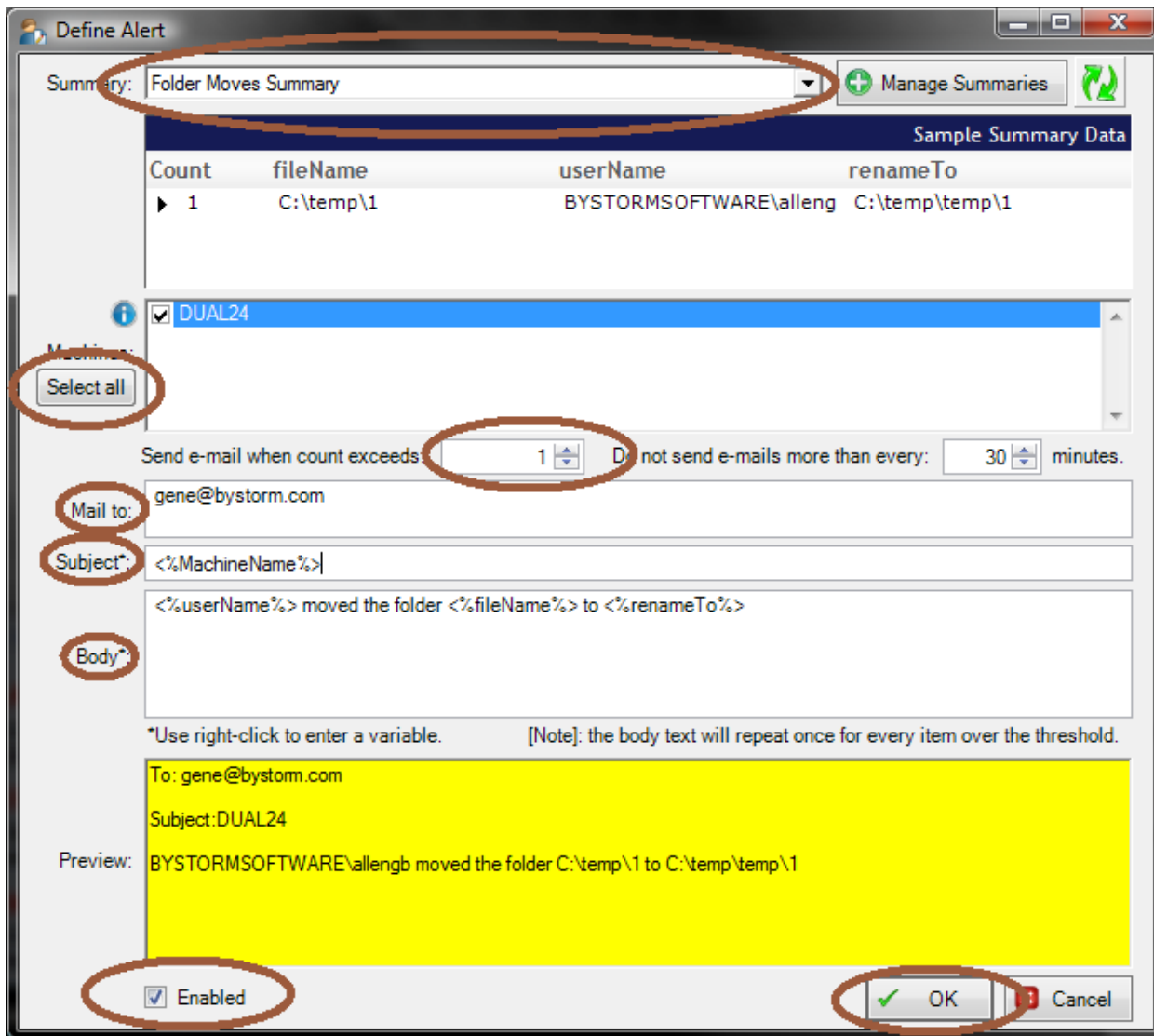
Click OK and wait a minute or so, then click the Summary drop down at the top and select the "Folder Moves Summary"



Here we're going to define the actual alert. Here are the steps

1. Change the 'Send e-mail when count exceeds' number to be 1. We want to get alerted on EVERY folder move and our summary is built for this.
2. Click the 'Select all' button,
3. Type in your e-mail address in the 'Mail to' field. This will send the alert to you.
4. Type 'FileSure Alert: Folder Moved on <%MachineName%>' in to the Subject field. You can right-click in the Subject text area to get a list of variables from the published summary.
5. Type '<%userName%> moved the folder <%fileName%> to <%renameTo%>' in to the Body field. You can right-click in the Subject text area to get a list of variables from the published summary.
6. Make sure 'Enabled' is checked at the bottom.

Here is what the screen should look like.

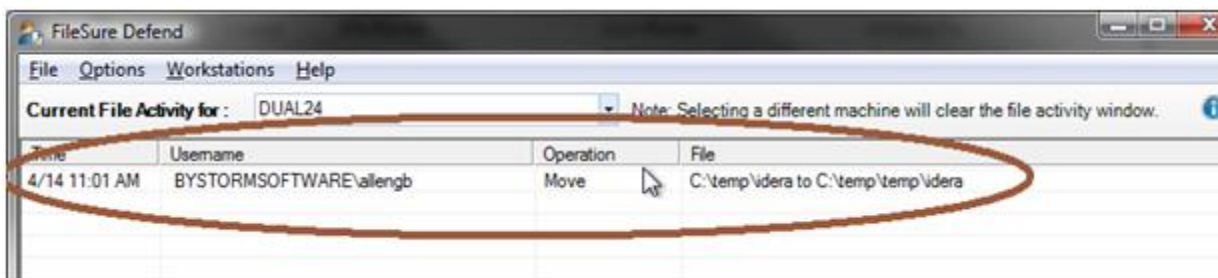


Click 'OK'

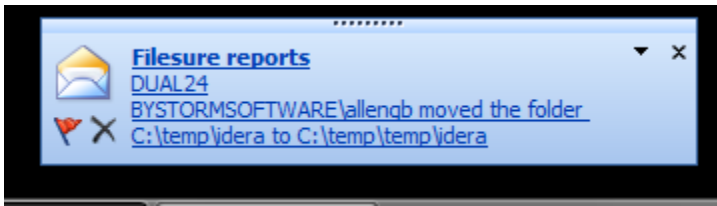
All done. 😊

Now, let's test it. Just move a folder on computer and watch the 'Current File Activity' in FileSure.

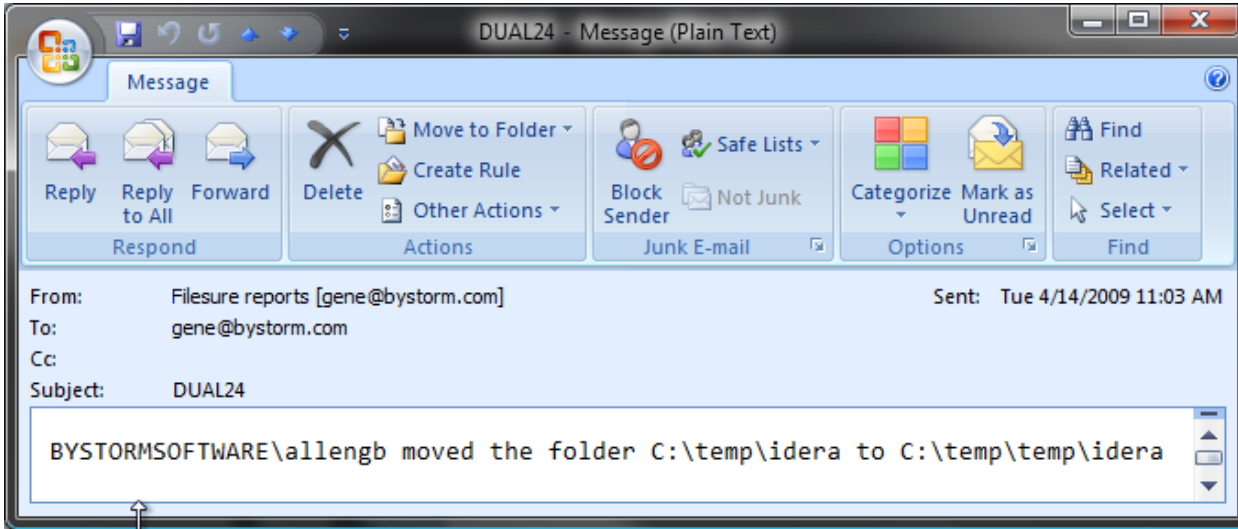
In my test I moved the folder C:\Temp\idera to C:\temp\temp\idera and FileSure picked it, just like we expected.



It'll take a few minutes for the alert to actually show up, since FileSure publishes summaries in the background and then we have to wait for it to be sent via SMTP, then the e-mail server has to do it's magic...but in a couple of minutes....



And here is the full e-mail.



And that's how you do it. ☺